

## OSCURA MAX MODULAR SYSTEM SPECIFICATION SHEET

PROJECT	_____
TYPE	_____
NOTES	_____
QUANTITY	_____
DATE	_____




### DESIGN | OSCURA MAX

OSCURA MAX features handcrafted, blown glass spheres with mesmerizing metalized finishes that come alive when lit, casting enchanting shades and effects on the mirrored surfaces. This refined design comes in three different sizes, an extensive range of chromatic finishes, and various cluster compositions, making Oscura Max the perfect choice for larger spaces seeking a contemporary, statement-making luminaire.



### SYSTEM OVERVIEW



## OSCURA MAX MODULAR SYSTEM SPECIFICATION SHEET

PROJECT \_\_\_\_\_  
 TYPE \_\_\_\_\_  
 NOTES \_\_\_\_\_  
 QUANTITY \_\_\_\_\_  
 DATE \_\_\_\_\_

### SYSTEM GUIDE

To make your product selection and complete system specification, proceed with the following:  
 review system options, create your system code in the field below and include your quantity.  
 For the canopies/pendants, use the field beside each product name.  
 Submit to quotes@zaneen.com to receive a formal BOM and finalized model numbers.



UPON REQUEST  
 Additional Options \_\_\_\_\_  
 \_\_\_\_\_ Cable Length  
 \_\_\_\_\_ Custom Canopy

EXAMPLE D14OSCURAMAX-MOD-SYS-120-DN

**SYSTEM BUILD CODE: D14OSCURAMAX-MOD-SYS-** **qty**

<b>ELECTRICAL</b>	Voltage	Dimming
	<b>120 - 120V</b>  <b>277 - 277V (Upon request)</b>	<b>DN - Non Dimming</b>  <b>DP - Phase Dim (Triac/ELV) (Upon request)</b>  <b>DV - 0-10V (100-1%) (Upon request)</b>

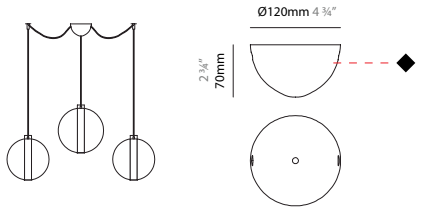
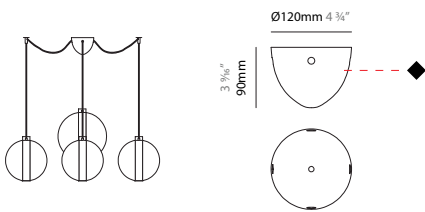
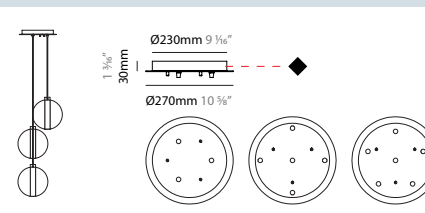
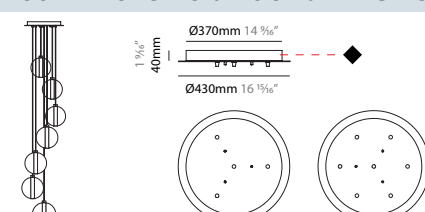
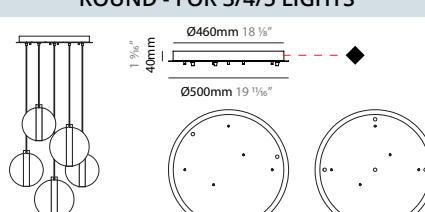
CANOPY		BUILD CODE EXAMPLE: D149001-BLK	FINISHES OPTIONS: See page 6 for color options and use 3 digit letters to indicate your choices
<b>MODULES</b>	<b>ROUND - 1 HOLE</b>	<b>D149001-</b>	qty
		Finish ◆ _____ (6 colors)	
	<b>ROUND - 3 HOLES</b>	<b>D149006-</b>	qty
		Finish ◆ _____ (6 colors)	
	<b>ROUND - 5 HOLES</b>	<b>D149007-</b>	qty
		Finish ◆ _____ (6 colors)	

MODULES

### CANOPY

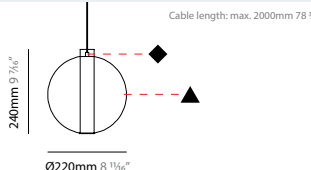
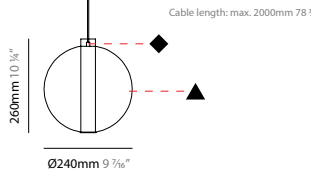
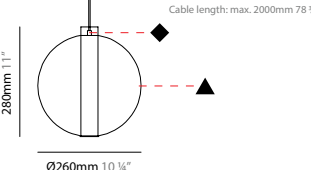
**FINISHES OPTIONS:**

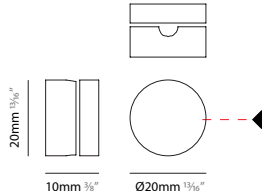
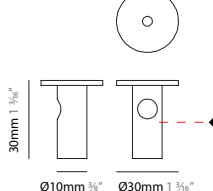
See page 6 for color options and use 3 digit letters to indicate your choices

<p><b>ROUND - 2 EXTERNAL HOLES + 1 CENTRAL</b></p> 	<p><b>D149008-</b> <span style="float: right;">qty</span></p> <p>Finish</p> <p>◆ _____ (6 colors)</p>
<p><b>ROUND - 4 EXTERNAL HOLES + 1 CENTRAL</b></p> 	<p><b>D149009-</b> <span style="float: right;">qty</span></p> <p>Finish</p> <p>◆ _____ (6 colors)</p>
<p><b>ROUND - FOR 3/5/6 LIGHTS</b></p> 	<p><b>D149014-</b> <span style="float: right;">qty</span></p> <p>Finish</p> <p>◆ _____ (6 colors)</p>
<p><b>ROUND - FOR 3/4/5/6/7/8/9/10/11 LIGHTS</b></p> 	<p><b>D149015-</b> <span style="float: right;">qty</span></p> <p>Finish</p> <p>◆ _____ (6 colors)</p>
<p><b>ROUND - FOR 3/4/5 LIGHTS</b></p> 	<p><b>D149016-</b> <span style="float: right;">qty</span></p> <p>Finish</p> <p>◆ _____ (6 colors)</p>

CANOPY		FINISHES OPTIONS: See page 6 for color options and use 3 digit letters to indicate your choices	
<b>MODULES</b>	<b>SQUARE - FOR 5 LIGHTS - 300</b> 	<b>D149017-</b>	qty
	Finish		
	◆ _____		
	(6 colors)		
<b>SQUARE - FOR 5 LIGHTS - 400</b> 	<b>D149018-</b>	qty	
Finish			
◆ _____			
(6 colors)			
<b>LINEAR - FOR 2 LIGHTS</b> 	<b>D149019-</b>	qty	
Finish			
◆ _____			
(6 colors)			
<b>LINEAR - FOR 3 LIGHTS</b> 	<b>D149020-</b>	qty	
Finish			
◆ _____			
(6 colors)			
<b>LINEAR - FOR 3/5 LIGHTS</b> 	<b>D149021-</b>	qty	
Finish			
◆ _____			
(6 colors)			

PROJECT	_____
TYPE	_____
NOTES	_____
QUANTITY	_____
DATE	_____


PENDANTS	OSCURA MAX		FINISHES OPTIONS: See page 6 for color options and use 3 digit letters to indicate your choices	
	<b>OSCURA MAX Ø220</b>	<b>D141221-</b>	qty	
	Wattage: 7.8W 	CCT - >90 CRI  <b>27K - 2700K</b> <b>30K - 3000K</b>	Finish  ◆ _____ (2 colors)  ▲ _____ (12 colors)	Delivered Lumen (lm)  866
	<b>OSCURA MAX Ø240</b>	<b>D141222-</b>	qty	
Wattage: 7.8W 	CCT - >90 CRI  <b>27K - 2700K</b> <b>30K - 3000K</b>	Finish  ◆ _____ (2 colors)  ▲ _____ (12 colors)	Delivered Lumen (lm)  866	
<b>OSCURA MAX Ø260</b>	<b>D141223-</b>	qty		
Wattage: 7.8W 	CCT - >90 CRI  <b>27K - 2700K</b> <b>30K - 3000K</b>	Finish  ◆ _____ (2 colors)  ▲ _____ (12 colors)	Delivered Lumen (lm)  866	

ACCESSORIES	<b>WALL STUD CABLE SPACER</b>	<b>D149012-</b>	qty	<b>CABLE SPACER</b>	<b>D149013-</b>	qty
		Finish  ◆ _____ (6 colors)				Finish  ◆ _____ (6 colors)


PROJECT \_\_\_\_\_  
TYPE \_\_\_\_\_  
NOTES \_\_\_\_\_  
QUANTITY \_\_\_\_\_  
DATE \_\_\_\_\_

### FINISH COLORS - CANOPY ◆

Black - **BLK**



Brushed Steel - **BST**



Chrome - **CHR**




Gold Leaf - **GLF**



Silver Leaf - **SLF**



White - **WHI**



### FINISH COLORS - PENDANT HOLDER ◆

Chrome - **CHR**



Matte Black - **MBK**



### FINISH COLORS - PENDANT GLASS ▲

Amber - **AMB**



Green - **GRN**



Pink - **PNK**



Ruby - **RUB**



Sky Blue - **SKB**



Smoke - **SMK**



Satin White - **SWH**



Tobacco - **TOB**




Transparent - **TRA**



Black - **BLK**








































































Bronze - **BRZ**













Steel - **STE**













### LEGEND

	floor-mounted		pivotal		special LED (upon request) RGB, RGBW, tunable, gold+, meat+, art+, fashion+
	wall and ceiling: recessed and surface mounted		rotating		warm dim / natural dimming LED
	ceiling-mounted and wall-mounted		illuminate tilted		rechargeable battery powered
	wall-mounted		color of suspension cable		fixture with natural vivid LED (upon request)
	omni-directional light distribution		length of suspension cable		color rendering index
	direct light distribution		reflector degree selection		color temperature
	direct/indirect light distribution		super spot		lumen (luminous flux)
	indirect light distribution		lens		efficacy (lumens per watt)
	asymmetric light distribution		lens pack		Unified Glare Rating (UGR) range from 5-40
	aura light distribution		shine ring		marine grade (AISI 316 stainless steel)
	round wall or ceiling cut-out		integrated shine ring with diffuser		walk on
	square wall or ceiling cut-out		free individual colors 01-29		drive on
	the supplied jig specifies the cutout dimensions		individual colors: 00 (free of charge), 01-25 (extra charge)		Dark Sky Compliance
	minimum distance (meters) lamp - object		luminaire part to be colored (F1)		Americans with Disabilities Act (less than 4" off the wall located between 27"-84" from floor)
	recessed depth		luminaire part to be colored (F2)		lamp protected against explosion
	ceiling thickness in mm		luminaire part to be colored (F3)		blown glass using traditional methods by master glass blower
	ceiling thickness selection		luminaire part to be colored (F4)		acoustic material
	dimnable DP (phase), DV (0-10V), DD (dali), DS (step-dim)		luminaire part to be colored (F5)		protection class I, protection insulation
	included or excluded LED driver/transformer/control gear		color of 3-circuit adaptor		protection class II, protection insulation
	separately switchable		indirect diffuser		ETL Certified to UL and CSA Standards
	sensor		direct diffuser		UL Certified to UL and CSA Standards
	remote control		ball-proof (upon request)		CSA Certified to UL and CSA Standards
	available upon request		accessory		Certified for North American Standards

### IP RATING

	protected against ingress of solid bodies greater than 12.5mm (finger)
	protected against ingress of solid bodies greater than 2.5mm protected against sprays of water up to 60 degrees from the vertical (rain)
	protected against ingress of solid bodies greater than 1mm (wire) no protection against the ingress of moisture
	protected against ingress of solid bodies greater than 1mm (wire) protected against sprays of water up to 60 degrees from the vertical (rain)
	protected against ingress of solid bodies greater than 1mm (wire) protected against water splashed from all directions
	protected against limited ingress of dust (wet rooms/covered outdoor areas) protected against water splashed from all directions
	protected against ingress of dust protected against jets of water
	protected against ingress of dust protected against powerful jets of water or heavy seas
	protected against ingress of dust protected against immersion of water between 15cm - 1m for 30 minutes
	protected against ingress of dust protected against immersion of water under pressure for long periods

### IK RATING

	protected against 0.14 joules impact (equivalent to 0.25kg mass dropped from 56mm above the surface)
	protected against 0.2 joules impact (equivalent to 0.25kg mass dropped from 80mm above the surface)
	protected against 0.35 joules impact (equivalent to 0.25kg mass dropped from 140mm above the surface)
	protected against 0.5 joules impact (equivalent to 0.25kg mass dropped from 200mm above the surface)
	protected against 0.7 joules impact (equivalent to 0.25kg mass dropped from 280mm above the surface)
	protected against 1 joules impact (equivalent to 0.25kg mass dropped from 400mm above the surface)
	protected against 2 joules impact (equivalent to 0.5kg mass dropped from 400mm above the surface)
	protected against 5 joules impact (equivalent to 1.7kg mass dropped from 300mm above the surface)
	protected against 10 joules impact (equivalent to 5.0kg mass dropped from 200mm above the surface)
	protected against 20 joules impact (equivalent to 5.0kg mass dropped from 400mm above the surface)

PROJECT \_\_\_\_\_  
TYPE \_\_\_\_\_  
NOTES \_\_\_\_\_  
QUANTITY \_\_\_\_\_  
DATE \_\_\_\_\_

Insert custom drawing here or attach with additional pages

